



18 GHz SMA LATCHING S.P.10T. SWITCH

OPTIONS :

R F CHARACTERISTICS

NUMBER OF WAYS : 10
 FREQUENCY RANGE : 0 - 18 GHz
 IMPEDANCE : 50 Ohms

FREQUENCY (GHz)	0 - 3	3 - 8	8 - 12.4	12.4-15.5	15.5- 18
V.S.W.R <=	1.20	1.30	1.40	1.50	1.70
INSERT. LOSS <=	0.20 dB	0.30 dB	0.40 dB	0.50 dB	0.70 dB
ISOLATION >=	80 dB	70 dB	60 dB	60 dB	55 dB
AVER. POWER (*)	240 W	150 W	120 W	110 W	100 W

ELECTRICAL CHARACTERISTICS

ACTUATOR : LATCHING
 NOMINAL CURRENT AT 25° C (±10%) : 125 mA / RESET : 1250 mA (**)
 ACTUATOR VOLTAGE (Vcc) : 28V (24 to 30V) / NEGATIVE COMMON
 TERMINALS : solder pins (250 deg.C max./30 sec.)

MECHANICAL CHARACTERISTICS

CONNECTORS : SMA female per MIL-C 39012
 LIFE : 2.000.000 cycles per position
 SWITCHING TIME (nominal voltage;25° C) : < 15 ms
 CONSTRUCTION : splashproof
 WEIGHT : < 360 g

ENVIRONMENTAL CHARACTERISTICS

OPERATING TEMPERATURE RANGE (°C) : -40 , +85
 STORAGE TEMPERATURE RANGE (°C) : -55 , +85

(* : average power at 25° C per RF path)
 (** RESET : supply voltage time 1sec. max./duty cycle 10%)

This information is given as an indication. In the continual goal to improve our products, we reserve the right to make any modifications judged necessary

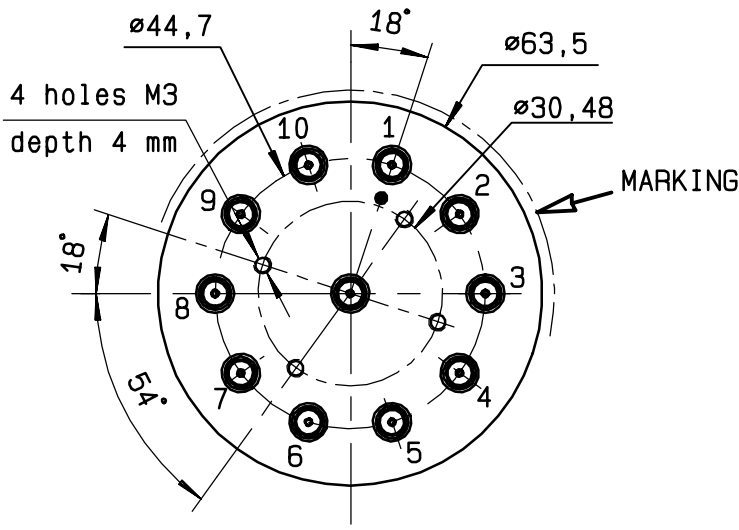
4112-9212

DRAWING

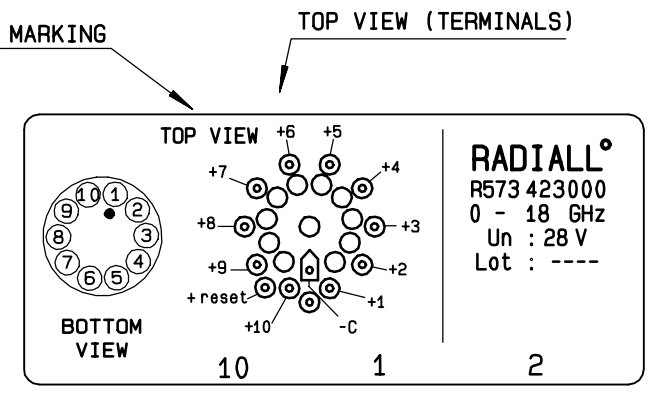
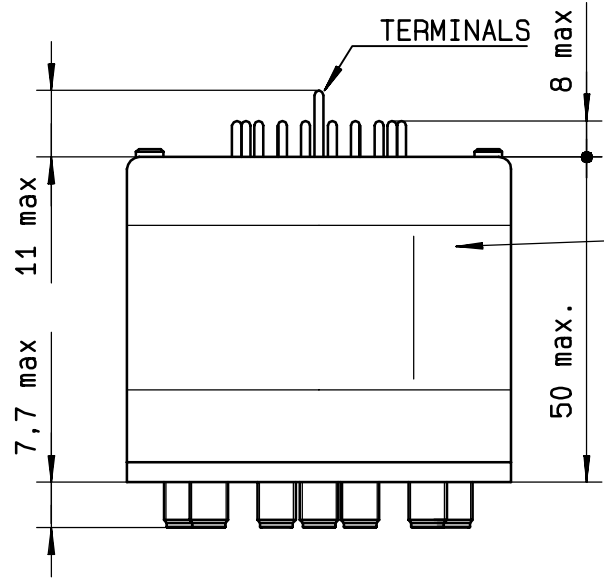
General tolerance: ± 0,5 mm

R573 423 000

This information is given as an indication. In the continual goal to improve our products, we reserve the right to make any modifications judged necessary



Voltage	RF continuity
-C +RESET	All ports open
-C +1	IN ↔ 1
-C +2	IN ↔ 2
-C +3	IN ↔ 3
-C +4	IN ↔ 4
-C +5	IN ↔ 5
-C +6	IN ↔ 6
-C +7	IN ↔ 7
-C +8	IN ↔ 8
-C +9	IN ↔ 9
-C +10	IN ↔ 10



SCHEMATIC DIAGRAM

